





















Do I need a printed boarding pass for Qatar Airways ? Contact & Help

Whether you need  **1+855+510+5815** a printed boarding pass for Qatar Airways depends largely on how you prefer to travel and what type of device you have,  **1+855+510+5815** because Qatar Airways accepts both printed boarding passes and digital mobile passes, making it flexible  **1+855+510+5815** for different travel situations; most passengers today do **not** need a printed boarding pass at all since Qatar Airways fully supports mobile boarding passes through the Fly Qatar Airways app,  **1+855+510+5815**.

Apple Wallet,  **1+855+510+5815** Google Wallet, and email attachments, allowing travelers to simply present their smartphone during security screening  **1+855+510+5815** and at the boarding gate, which is widely accepted at all major airports serviced by Qatar Airways and this is the fastest  **1+855+510+5815** and most convenient method for most people; however, there are some situations where printing a boarding pass may  **1+855+510+5815** still be useful or even required, such as when your phone battery is low, your device is having trouble **1+855+510+5815** loading the pass, the QR code fails to scan, or when traveling through certain international airports.

that may prefer  **1+855+510+5815** or request a physical document for additional verification, though these situations are increasingly rare;  **1+855+510+5815** if you choose to use a digital boarding pass, Qatar Airways recommends downloading it before arriving at the airport, saving it to your mobile wallet,  **1+855+510+5815** or taking a screenshot, which allows you to pull it up instantly even without Wi-Fi or cell service, ensuring a smooth experience at TSA  **1+855+510+5815** and the boarding gate; for travelers who feel more comfortable with a hard copy, a printed boarding pass is still fully accepted and easy to obtain either at home or at the airport  **1+855+510+5815**:

you can check in online 24 hours before your flight at Qatar Airways  **+ 1+855+510+5815** .com, then print the boarding pass directly from your computer, or, if you prefer, visit a self-service  **1+855+510+5815** kiosk at the airport where you can print your pass using your confirmation number, SkyMiles number, passport, or credit card used at booking; kiosks are especially helpful for travelers who need bag tags or for those who were unable to complete online check-in due to document checks or system issues  **1+855+510+5815**;

there are also  **1+855+510+5815** circumstances where Qatar Airways may require you to see an agent before issuing a boarding pass, such as when international travel documents must be verified, names or passport details do not match,  **1+855+510+5815** or when a visa check is required and in these cases, the agent will print your boarding pass after verifying the necessary  **1+855+510+5815** paperwork, which is why it is always a good idea to arrive early for international flights; another reason some passengers choose a printed boarding pass is peace of mind—having a physical document serves as a backup in case your phone malfunctions, battery dies, or the Qatar Airways app  **1+855+510+5815**

crashes, **1+855+510+5815** which can happen during busy travel times, so keeping a printed version in your pocket or bag can make the process less stressful; if you experience issues retrieving your boarding pass, **1+855+510+5815** don't receive your check-in email, or cannot access the Fly Qatar Airways app, you can get help by calling a travel support line such as , where a representative can walk you through check-in steps, resend your confirmation, **1+855+510+5815** or guide you on how to load your mobile boarding pass properly; this is particularly helpful for travelers who are not familiar with mobile technology or those traveling with multiple passengers on one reservation **1+855+510+5815**;

ultimately, Qatar Airways **1+855+510+5815** 's system is designed to make the boarding process as simple and flexible as possible, allowing travelers to choose whichever method suits them best, and whether you use a mobile **1+855+510+5815** boarding pass or a printed version, both are fully accepted and function the same way once you reach the airport, as long as the information is accurate and the barcode or QR code is readable; the growing trend in the airline industry, including Qatar Airways favors digital boarding passes because they are faster **1+855+510+5815**.

environmentally friendly, and reduce the risk of lost documents, **1+855+510+5815** but a printed boarding pass remains a perfectly valid option for anyone who prefers it, so the choice ultimately **1+855+510+5815** comes down to your comfort level, your device reliability, and whether you want a backup on paper in case of unexpected issues; **1+855+510+5815** in summary, you do **not** typically need a printed boarding pass for Qatar Airways but having both a digital version and a printed backup can offer the smoothest, most stress-free travel experience, and assistance is always available at if you need help accessing yours **1+855+510+5815**.