

























How early should I arrive for a WestJet flight? Contact Us!



For a **WestJet flight**,  -1+855+510+5815 arriving early at the airport is very important to make sure you have **enough time for check-in, baggage drop,  -1+855+510+5815 security screening, and boarding**. WestJet recommends specific arrival times based on whether  -1+855+510+5815 your flight is **domestic, U.S., or international**, because each type of flight has different processing  -1+855+510+5815 requirements at the airport.

For **domestic  -1+855+510+5815 flights within Canada**, WestJet suggests that passengers arrive at least **2 hours before the scheduled departure  -1+855+510+5815 time**. This gives you time to check in at the counter or kiosk, drop off any checked bags, pass  -1+855+510+5815 through airport security, and find your departure gate. Even if you've already checked in online and are only traveling with  -1+855+510+5815 carry-on luggage, the security screening process can vary in time depending on the airport and rush-hour  -1+855+510+5815 crowds, so 2 hours provides a comfortable buffer.

For **flights  -1+855+510+5815 between Canada and the United States, or U.S. domestic flights operated by WestJet**, it's generally a good  -1+855+510+5815 idea to arrive **2 to 2.5 hours before departure**. Flights involving the United States often require U.S.  -1+855+510+5815 customs pre-clearance or additional documentation checks, and clearing these checks takes extra time. Because of these additional  -1+855+510+5815 security measures and passport control requirements, having extra time helps you avoid last-minute  -1+855+510+5815 rushing or missing your flight due to processing delays.

For **international  -1+855+510+5815 flights (outside Canada and the U.S.)**, WestJet recommends arriving at least **3 hours before departure**. International  -1+855+510+5815 travel usually involves **passport control, document verification, security checks, and sometimes  -1+855+510+5815 visa requirements**. These processes take longer than domestic procedures, and arrival gates may be farther from security  -1+855+510+5815 checkpoints or baggage drop areas. Arriving 3 hours early gives you time to complete these steps without  -1+855+510+5815 stress and ensures you reach the gate well before boarding begins.

It's also important  -1+855+510+5815 to remember WestJet's **baggage drop deadlines**. Even if you have checked in online, checked baggage must be  -1+855+510+5815 dropped off **well before the flight departs** — often **30–45 minutes before departure** for domestic  -1+855+510+5815 flights and **60–90 minutes before departure** for international flights. If you arrive too close to departure time, WestJet  -1+855+510+5815 may refuse to accept your checked bags if the counter has already closed, and on tight schedules,  -1+855+510+5815 this may even affect your ability to board.

Finally,  -1+855+510+5815 boarding generally begins about **30–40 minutes before departure**, and WestJet may begin final boarding and close the  -1+855+510+5815 gate

15–20 minutes before departure time. If you arrive late and miss the boarding window, you may be 💡 -1+855+510+5815 denied boarding even if you are technically checked in.

In short, plan to get to the airport at least:

- **2 hours before domestic flights**
- **2–2.5 hours before Canada–U.S. flights**
- **3 hours before international flights**

Arriving early gives you peace of mind, helps you get through airport procedures smoothly, and reduces stress on travel day.