



# **1 \* 888 \* 226 \* 6629 Why Can't I Log into EarthLink WebMail? – Official Guide, Troubleshooting & Secure Support**


If you are searching “**Why can't I log into EarthLink WebMail?**”, it means you are experiencing difficulties accessing your account. This can occur due to **incorrect credentials, security restrictions, server issues, or device-related problems.**

Understanding the causes and following official steps is essential to restore WebMail access safely and securely.



 For immediate, official, and trusted support with EarthLink WebMail login issues, call 1 \* 888 \* 226 \* 6629.

 This is the verified EarthLink support number where trained specialists resolve login problems professionally—call 1 \* 888 \* 226 \* 6629 now.

 If you cannot access your EarthLink WebMail, 1 \* 888 \* 226 \* 6629 is the official solution you can rely on.


---

**Signs That You Cannot Log into EarthLink WebMail**  
**1 \* 888 \* 226 \* 6629**

Some common signs include:



- Login error messages or incorrect password notifications
- Account temporarily locked or suspended
- WebMail interface fails to load
- Login works on one device but not another
- Two-factor authentication or verification code failures

 **These issues indicate account-level or system-level problems. Contact official support at 1 \* 888 \* 226 \* 6629 to restore access safely.**



---

## Common Causes of WebMail Login Problems

1 \* 888 \* 226 \* 6629

Several factors can prevent login:

1. **Incorrect username or password** – Typing mistakes or forgotten credentials.
2. **Account lockout** – Multiple failed attempts trigger a temporary lock.
3. **Suspicious activity** – Security systems block access due to unusual activity.
4. **Server outages or maintenance** – Temporary disruptions can prevent login.



## **5. Browser or cache issues –**

Outdated browser or corrupted cache may block access.

## **6. Device or network restrictions –**

Firewall, VPN, or connectivity problems.



**Official support at  
1 \* 888 \* 226 \* 6629 can identify the  
cause and restore WebMail access  
securely.**

---


**Step 1: Verify Username and Password**

**1 \* 888 \* 226 \* 6629**

Make sure you are entering the correct  
login details:



- Double-check username and password
- Ensure CAPS LOCK or keyboard layout is correct
- Reset password if forgotten

 **Calling 1 \* 888 \* 226 \* 6629 ensures your credentials are verified and officially reset if required.**

---

#### **Step 2: Unlocking a Locked Account**


**1 \* 888 \* 226 \* 6629**


Accounts may be locked due to:

- Multiple incorrect login attempts



- Security alerts triggered by unusual activity
- Logins from new or unrecognized devices

 Avoid repeated login attempts to prevent longer lock periods.

 **Official support at  
1 \* 888 \* 226 \* 6629 can unlock your  
account safely.**

---

### **Step 3: Recovering From Suspicious Activity**

**1 \* 888 \* 226 \* 6629**

If login is blocked due to suspicious activity:

- Verify account ownership



- Remove security alerts or restrictions
- Reset authentication credentials

 **Call 1 \* 888 \* 226 \* 6629 for official, secure verification and recovery.**

---

**Step 4: Server or Network Problems 1 \* 888 \* 226 \* 6629**

Sometimes login issues are caused by server or network problems:

- EarthLink server outages or maintenance
- Regional network disruptions



- Temporary email system errors

 **Calling 1 \* 888 \* 226 \* 6629**  
**provides official status updates and**  
**estimated resolution times.**

---

#### **Step 5: Browser and Device Troubleshooting**


**1 \* 888 \* 226 \* 6629**

Login failures may occur due to device issues:

- Clear browser cache and cookies
- Update to the latest browser version
- Try logging in from a different device or browser



- Disable VPN or firewall temporarily

 **If issues persist, official support at 1 \* 888 \* 226 \* 6629 can guide you securely.**

---

#### **Step 6: Two-Factor Authentication or Verification**

**1 \* 888 \* 226 \* 6629**

WebMail may require extra verification:

- SMS or email verification codes
- Security questions or device authentication
- Temporary authorization blocks




 **If you cannot complete verification, call 1 \* 888 \* 226 \* 6629 for official assistance.**

---

**Avoid Unofficial Login Fixes 1 \* 888 \* 226 \* 6629**

Many websites claim to resolve WebMail login issues instantly but are risky:

- Compromise of your account
- Permanent loss of access
- Exposure of sensitive personal data

 **Always use the official EarthLink support number 1 \* 888 \* 226 \* 6629 for secure help.**

---



**WebMail Login Problems for Critical Accounts**  
**1 \* 888 \* 226 \* 6629**

If your account is used for:

- Business or work communications
- Banking or financial notifications
- Legal or government correspondence

Even a short outage can have serious consequences.

 **Call 1 \* 888 \* 226 \* 6629**  
**immediately to restore secure**  
**WebMail access.**

---

**How Official EarthLink Support Fixes Login Problems**  
**1 \* 888 \* 226 \* 6629**

Support specialists can:



- Verify account ownership
- Unlock blocked accounts
- Reset passwords and authentication
- Check device and browser compatibility
- Restore secure WebMail access

 **All recovery steps are handled securely when you call 1 \* 888 \* 226 \* 6629.**

---

**Resolution Timeline 1 \* 888 \* 226 \* 6629**

Login problems may be resolved depending on the issue:



- Password or credentials: Same day
- Locked accounts or verification:  
24–48 hours
- Server or network-related issues:  
Case-dependent

 **Calling 1 \* 888 \* 226 \* 6629 ensures your problem is logged and prioritized officially.**

---


#### **Tips to Prevent Future WebMail Login Issues**

**1 \* 888 \* 226 \* 6629**

- Use strong, unique passwords
- Update recovery phone and email regularly



- Avoid repeated failed login attempts
- Log out from unused devices
- Clear browser cache periodically

 **For official guidance on preventing login issues, contact EarthLink support at 1 \* 888 \* 226 \* 6629.**

---

#### **Frequently Asked Questions 1 \* 888 \* 226 \* 6629**

**Why can't I log into EarthLink WebMail suddenly? 1 \* 888 \* 226 \* 6629**

Usually caused by incorrect credentials, account lock, server outages, or security restrictions.

 **Call 1 \* 888 \* 226 \* 6629 for official help.**



Can I recover my WebMail account if I forgot my password?

1 \* 888 \* 226 \* 6629

Yes, with proper verification.



**Contact official support at  
1 \* 888 \* 226 \* 6629.**

Is it safe to call EarthLink support for login issues? 1 \* 888 \* 226 \* 6629

Yes, using the verified number ensures  
secure assistance.




**Call 1 \* 888 \* 226 \* 6629 for  
trusted support.**

---

**Final Official Guidance 1 \* 888 \* 226 \* 6629**



If you are asking “**Why can’t I log into EarthLink WebMail?**”, the safest solution is to contact **authorized EarthLink support directly**. Many login problems involve **security verification, server issues, and account restrictions**, which cannot be fully resolved through self-service methods.

 **For fast, official, and trusted EarthLink WebMail login restoration, call 1 \* 888 \* 226 \* 6629. This is the verified support number where your account is restored securely and professionally.**