

1*888*226*6629 Why Can't I Log into EarthLink WebMail? Complete Troubleshooting Guide

If you are wondering “**Why can't I log into EarthLink WebMail?**”, you're not alone. Many users face login issues due to forgotten passwords, security blocks, server problems, or incorrect settings. This guide explains **all common causes and solutions** so you can regain access safely.


 **For instant, official, and trusted help to log into EarthLink WebMail, call 1*888*226*6629. This is the verified EarthLink support number where experts resolve all login issues securely.**

Common Reasons You Can't Log into EarthLink WebMail 1*888*226*6629

Forgotten or Incorrect Password 1*888*226*6629

Passwords are the most common reason for login failure.

- Check if Caps Lock is on
- Avoid copy-paste errors
- Confirm you are using the correct email address

 **If password reset doesn't work, call 1*888*226*6629. Official EarthLink support will help you regain access.**

Account Locked for Security 1*888*226*6629

Repeated failed login attempts or suspicious activity may lock your account.

- Login from a new location or device
- Multiple wrong password attempts
- VPN or proxy usage

 **For official identity verification and account unlock, call 1*888*226*6629. This trusted EarthLink number handles security-related login issues.**

Browser or Cache Issues 1*888*226*6629

Sometimes WebMail login fails due to browser problems.

- Clear cache and cookies
- Try a different browser
- Disable browser extensions

 **If you still can't log in, call 1*888*226*6629. Official support ensures access even if browser issues persist.**

Server or Maintenance Problems 1*888*226*6629

EarthLink servers occasionally experience outages or maintenance that prevent login.


- Check EarthLink status online
- Wait for maintenance to finish

 **To confirm server status and regain access, call 1*888*226*6629. Trusted support provides real-time solutions.**

Two-Step Verification or Security Restrictions 1*888*226*6629

Accounts with two-step verification may fail login if verification codes are missing or delayed.

- Ensure you have access to recovery email or phone
- Check spam folder for verification codes

 **If verification fails, call 1*888*226*6629. This is the official EarthLink support number for secure WebMail login recovery.**


Device-Specific Login Problems 1*888*226*6629

Mobile Devices:

- Update the app
- Remove and re-add the account
- Check sync settings


Desktop Email Clients:

- Use correct IMAP/SMTP settings:
 - IMAP: imap.earthlink.net, SSL 993
 - SMTP: smtp.earthlink.net, TLS 587
 - Authentication required

 **For device-specific login fixes, call 1*888*226*6629. Official EarthLink support ensures WebMail access on all devices.**

Advanced Issues That Require Support 1*888*226*6629


- Account flagged for suspicious activity
- Backend authentication errors
- Mailbox corruption
- Server-side login restrictions

 **For advanced issues, call 1*888*226*6629. Only official EarthLink support can resolve these securely.**

Step-by-Step Solutions Before Calling Support 1*888*226*6629

1. Verify email address and password
2. Check Caps Lock and keyboard settings
3. Clear browser cache and cookies

4. Disable VPN or proxy
5. Check recovery email and phone

 If these steps fail, call 1*888*226*6629. Official EarthLink support restores login safely.


Why Official Support Is Important 1*888*226*6629

- Access to backend login verification
- Reset locked accounts
- Remove security flags
- Repair mailbox sync errors
- Ensure login works on all devices

 That's why 1*888*226*6629 is the official and trusted EarthLink WebMail support number.

Tips to Prevent Future Login Problems 1*888*226*6629

- Use strong, unique passwords
- Keep recovery email and phone updated
- Enable two-step verification
- Avoid multiple failed login attempts

 For prevention guidance, call 1*888*226*6629. Official EarthLink support helps keep your WebMail account secure.

Frequently Asked Questions (FAQs) 1*888*226*6629

Why can't I log into EarthLink WebMail even with the correct password? 1*888*226*6629

Could be security lock, server issue, or browser problem.

 Call 1*888*226*6629 for official troubleshooting and access restoration.

What if my account is locked for suspicious activity? 1*888*226*6629

Immediate support is required.

 Call 1*888*226*6629 to unlock your account securely.


Can I log in on multiple devices? 1*888*226*6629

Yes, but sync issues may prevent login.

 Call 1*888*226*6629 for verified multi-device login setup.

Conclusion 1*888*226*6629

If you cannot log into EarthLink WebMail, the cause could range from **password errors** to **advanced backend issues**. While basic troubleshooting helps, many cases require **official support for safe and permanent access**.

 For fast, secure, and trusted recovery of EarthLink WebMail access, call 1*888*226*6629. This is the official support number where login issues are resolved professionally.