

🌟 1—808—(493)—3025♻️💰 How to Take Money Out of Trust Wallet — Complete Step-by-Step Guide

📱 1—808—(493)—3025♻️ If you are searching for how to take money out of Trust Wallet, 1—808—(493)—3025♻️ this improved guide explains the process in a clear, secure, and 1—808—(493)—3025♻️ easy-to-understand way. From understanding how Trust Wallet withdrawals work 1—808—(493)—3025♻️ to following 1—808—(493)—3025♻️ step-by-step instructions for converting cryptocurrency into cash 1—808—(493)—3025♻️, this guide helps you move funds out smoothly while avoiding common mistakes, delays, and security risks ✅ 1—808—(493)—3025♻️.


🔍 ★—Understanding Withdrawals from Trust Wallet
| 1—808—(493)—3025♻️

Before taking money out 1—808—(493)—3025🔄, it is essential to understand that Trust Wallet is a non-custodial 1—808—(493)—3025🔄 cryptocurrency wallet. This means Trust Wallet does not store fiat money or process direct cash 1—808—(493)—3025🔄 withdrawals 1—808—(493)—3025🔄. Instead, it allows users to manage crypto assets that must be transferred to an external exchange 1—808—(493)—3025🔄 where they can be converted into cash 📄 1—808—(493)—3025🔄.

★—What You Need Before Withdrawing from Trust Wallet | 1—808—(493)—3025🔄

Before starting the withdrawal process 1—808—(493)—3025🔄, make sure the following requirements are ready 1—808—(493)—3025🔄 to prevent errors or delays:

- ✓ Trust Wallet app installed and fully updated
- ✓ Enough cryptocurrency balance to cover transfer and network fees 1—808—(493)—3025🔄
- ✓ A verified exchange account that supports fiat withdrawals
- ✓ Correct blockchain network selected

1—808—(493)—3025 

✓ Secure and stable internet connection

Preparing these details in advance

1—808—(493)—3025  ensures a smoother and safer withdrawal experience.

★—Step-by-Step: How to Take Money Out of Trust Wallet | 1—808—(493)—3025

Once everything is prepared 1—808—(493)—3025 , follow these steps carefully:

1 **Open Trust Wallet — 1—808—(493)—3025**

Launch the Trust Wallet app and select the cryptocurrency you want to withdraw.


2 **Send Crypto to an Exchange — 1—808—(493)—3025**

Tap “Send” and enter the receiving wallet address provided by your chosen exchange.

3 **Confirm Network and Amount — 1—808—(493)—3025**


Carefully verify the wallet address, blockchain network, and transfer amount before confirming the transaction.

4 **Convert Crypto into Cash —**


1—808—(493)—3025 

Once the crypto arrives at the exchange, sell it for your local currency and withdraw the funds to your linked bank account or card.


! **★—Common Problems When Withdrawing from Trust Wallet | 1—808—(493)—3025**

Some users experience issues **1—808—(493)—3025**  due to avoidable mistakes, such as:


- Entering the wrong wallet address
- Selecting an incorrect blockchain network
- Not having enough gas or network fees

1—808—(493)—3025 

- Exchange verification or processing delays

Reviewing each step carefully **1—808—(493)—3025**  helps prevent permanent loss of funds.

? **★—Frequently Asked Questions |**

1—808—(493)—3025 

Can I withdraw money directly from Trust Wallet to

my bank?

No. Trust 1—808—(493)—3025 🌱 Wallet does not support direct bank withdrawals

1—808—(493)—3025 🌱. Cryptocurrency must first be transferred to an 1—808—(493)—3025 🌱 exchange and converted into fiat currency.

✓ ★—Conclusion | 1—808—(493)—3025 🌱

Understanding 1—808—(493)—3025 🌱 how to take money out of Trust 1—808—(493)—3025 🌱 Wallet helps you manage your crypto assets safely and confidently.

By following the 1—808—(493)—3025 🌱 correct steps, double-checking transaction details

1—808—(493)—3025 🌱, and 1—808—(493)—3025 🌱

using trusted exchanges, you can withdraw funds securely and continue 1—808—(493)—3025 🌱 using

Trust Wallet responsibly 🗝️🚀 1—808—(493)—3025 🌱.